

# Kilmallock Mart

CLEARANCE SALE OF 30  
CALVED COWS

Monday  
27th April

GVM  
GROUP



Top quality high yielding  
FR calved cows



Sale due to retirement  
from farming



30 day TB test



Dairy Ring at 12.30



Contact 087 686 9070

Vendors: William and Martin Mulcahy,  
Rathglassane, Charleville

# Kilmallock Mart

CLEARANCE SALE OF 30  
CALVED COWS

Monday  
27th April

GVM  
GROUP

- Average Herd Cell Count 62
- Average Herd Pro 3.52
- Average Herd Fat 3.80
- Average Herd Milk Solids 689kg
- Average Herd Milk Litres 9416

Vendors: William and Martin Mulcahy,  
Rathglassane, Charleville

<u>2025 Figures</u>							
<u>Lot</u>	<u>TAG</u>	<u>DOB</u>	<u>MILK KG</u>	<u>FAT</u>	<u>PRO</u>	<u>SCC</u>	<u>NOTES</u>
701	1664	Feb-21	8582	4.37	3.59	95	
702	2050	Feb-22	10838	3.6	3.54	55	
703	32507	Feb-22	8862	4.03	3.72	43	
704	2062	Feb-22	11304	3.19	3.15	38	
705	142	Feb-23	7739	3.66	3.48	41	
706	15374	Jan-22	9145	3.55	3.64	47	
707	918	Feb-21	10644	3.27	3.5	53	
708	466	Feb-18	9978	3.97	3.75	76	
709	983	Feb-23	5892	3.46	3.38	82	
710	2066	Mar-22	9068	3.55	3.05	26	
711	145	Feb-23	7743	3.7	3.49	51	
712	2240	Feb-20	9459	3.72	3.47	129	
713	984	Feb-23	8461	3.56	3.49	38	
714	993	Mar-23	6217	4.04	3.79	228	
715	1060	Feb-20	10043	4.08	4.03	283	
716	2324	Jan-21	9103	4.27	3.85	41	
717	1812	Jan-17	8471	4.56	3.29	52	
718	72507	Feb-22	7071	3.97	3.47	34	
719	985	Feb-23	8674	4.18	3.73	93	
720	2479	Jan-22	10371	3.72	3.38	47	
721	954	Feb-22	8112	4.14	3.66	40	
722	925	Feb-21	10854	3.63	3.3	73	
723							Not selling
724	1787	Jan-17	9435	3.89	3.42	39	
725	2460	Jan-22	8214	4.27	3.51	28	
726	981	Feb-23	9701	3.4	3.47	36	
727	1547	Jan-22	9972	3.52	3.88	241	
728	2067	Mar-22	11441	3.19	3.15	71	
729	956	Apr-22	8561	3.47	3.4	155	
730	957	Feb-22	7743	4.17	3.49	129	I/C T/U 2 weeks

Herd Owner:

WILLIAM MULCAHY

Herd No:

D3350054 - RATHFORT\_2

Print Date:

21/04/2026

Report Year:

2025

Tel: 022 43228

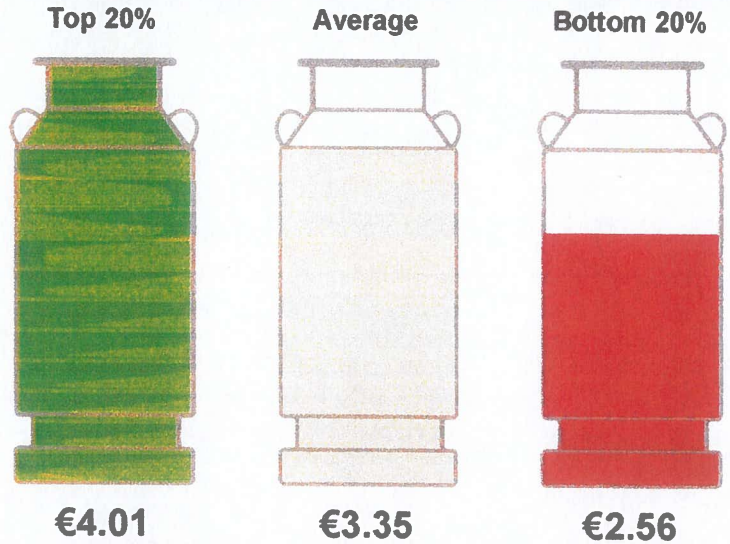
Web: munsterbovine.ie

## Production Summary

	Your Herd Valid Lactations	Top 20% MR herds with annual report
Number of Cows	33	
Average days in milk	277	
Milk Kg	9416	7124
Milk Gal	2011.6	1521.8
Cost/kg	357	301
Protein Kg	332	260
Total Solids	689	560
Cost %	3.8	4.43
Protein %	3.52	3.74
Average SCC	185	72
% cows 200,000+ SCC	39	20
Calving Interval	369	363
Milk Value (€)	3043	2518

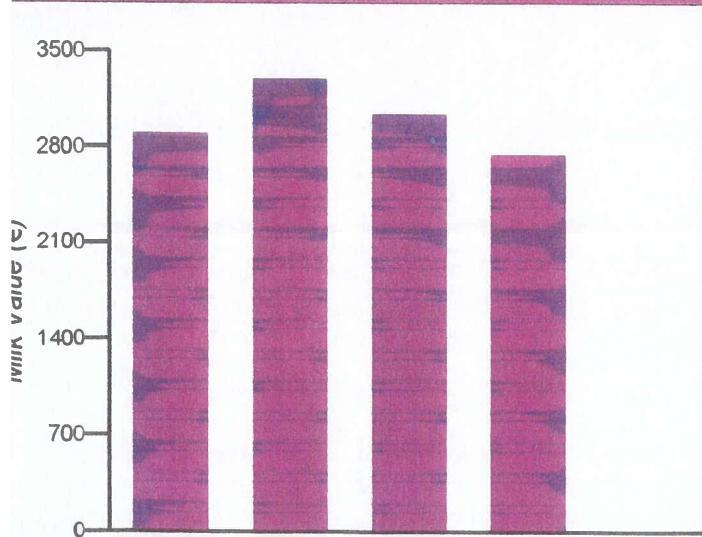
## Milk Recorded Margin Per Day

**2+ Lactations**  
Costs for Production Group 7000-9000 Kg



The margin per day is the milk recorded value from valid lactation's less costs, divided by number of milk recorded days. (30.5c/l using A+B-C; €6.183 + €3.637 - €0.04). The churn level for the average and bottom 20% are filled relative to the top 20% in the herd.

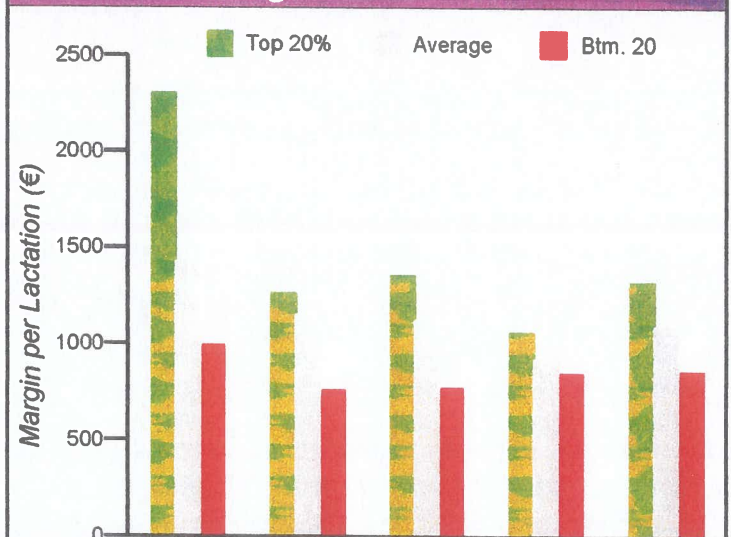
## Milk Value by Month of Calving 2+ Lactations



Month	Oct.-Jan.	February	March	April	May-Sept.
Number of Cows*	1	15	6	5	0
Milk Value	€2889	€3289	€3033	€2739	€0
Milk Solids	669 Kg	719 Kg	667 Kg	606 Kg	0 Kg
Days in Milk	323	290	248	229	0

Valid Lactations Only

## Margin Per Lactation



Lactation	1	2	3	4	5+
Number of Cows*	6	9	6	3	6
Top 20%	€2302	€1265	€1354	€1060	€1320
Average	€1434	€1149	€1121	€922	€1097
Btm. 20%	€982	€756	€773	€851	€857

# 1st Lactation Cow Performance (6 Animals Ranked) (Group Rank Based on 1st Lactation Animals)



Jumbo Status	Name Tag Number	Sire	Calving Date Dry Date	Lact	DIM Ext. Days	Prod SI (C)	Fert SI (C)	Milk (kg)	Milk (Gall)	Completed Lactation / Extended Lactation										Milk Recorded Lifetime				
										Fat (%)	Protein (%)	F + P (kg)	Lact Margin Per Day (C)	Avg SCC Current Lact	Avg SCC Prev. Lact	Lifetime Fat + Protein (kg)	Avg Days Dry Per Lact	Life Total Days	Lifetime Margin (C)	Avg Margin Per Lact (C)	Life Margin Per Day (C)			
981	HO (88%), FR (13%) 372222150950981	FR4368	07/02/2025	1	301			9701	2072	3.40	3.47	667	4.82	36		667		301	1451	1451	4.82			
983	RATHFORT 983 372222150970983	FR6139	05/12/2025					5892	1259	3.46	3.38	403	4.30	82		403		186	800	800	4.30			
984	RATHFORT 984 372222150980984	FR4187	10/10/2025					8461	1807	3.56	3.49	596	5.78	38		596		245	1416	1416	5.78			
985	985 372222150990985	FR6139	07/02/2025	1	301			8674	1853	4.18	3.73	685	5.07	93		685		301	1526	1526	5.07			
993	RATHFORT 993 372222150990993	FR4368	05/12/2025					6217	1328	4.04	3.79	486	6.03	228		486		193	1164	1164	6.03			
2067	MICHAEL JUNE 2067 372217638132067	SB1893	10/12/2025					11441	2444	3.19	3.15	725	5.02	71		1409		613	3077	3077	5.02			
705	372216306360142		23/3/25	1	227			7739	7739	3.66	3.48	552	5.61	41		1615		1007	2658		2.64			
711	372216306390145		9/2/25	1	301			7743	1654	3.70	3.49			51										

# 2nd Lactation Cow Performance (9 Animals Ranked) (Group Rank Based on 2nd Lactation Animals)



Jumbo Status	Name Tag Number	Sire	Calving Date Dry Date	Lact	DIM Ext. Days	Prod SI (€)	Fert. SI (€)	Milk (Kg)	Milk (Gall)	Completed Lactation / Extended Lactation										Milk Recorded Lifetime				
										Fat (%)	Protein (%)	F + P (kg)	Lact Margin Per Day (€)	Avg SCC Current Lact	Avg SCC Prev. Lact	Lifetime Fat + Protein (kg)	Avg Days Dry Per Lact	Life Total Days	Lifetime Margin (€)	Avg Margin Per Lact (€)	Life Margin Per Day (€)			
954 721	RATHFORT SILVER 954 372222150920954	FR6208	07/04/2025	2	212			8112	1733	4.14	3.66	633	8.06	40	33	1156	135	614	2309	1155	3.76			
703	HO (69%), FR (31%) 372 215079732507	FR4242	23/03/2025	2	257			8862	1893	4.03	3.72	687	6.78	43	42	1204	120	643	2411	1206	3.75			
956 729	RATHFORT BEE 956 372222150940956	FR4242	12/02/2025	2	296			8561	1829	3.47	3.40	588	3.71	155	65	1082	81	646	1764	882	2.73			
957 730	HO (69%), BS (22%) 372222150950957	FR4242	23/03/2025	2	227			7743	1654	4.17	3.49	593	6.30	129	158	1183	120	618	2447	1224	3.96			
1537 706	ANNA 25 372223929481537	FR4368	25/02/2025	2	253			9145	1953	3.55	3.64	658	6.66	47	43	1209	94	646	2364	1182	3.66			
1547 727	SHAMROCK 33 372223929411547	FR5704	07/02/2025	2	301			9972	2130	3.52	3.88	739	6.14	241	60	1298	76	679	2607	1304	3.84			
2050 702	GRIFF OLIVE 2050 372217638132050	FR6208	27/02/2025	2	251			10838	2315	3.60	3.54	775	8.80	55										
2062 704	MORGAN ALPINE 2062 372217638172062	SB1717	27/02/2025	2	281			11304	2415	3.19	3.15	717	6.16	38										
2066 710	HO (100%) 372217638122066	SB1893	14/04/2025	2	235			9068	1937	3.55	3.05	599	5.76	26										
2460 725	FR4513 LOUISE 2460 372223950422460	FR4513	28/01/2025	2	305			8214	1755	4.27	3.51	639	3.79	28	447	1197	68	676	1954	977	2.89			
2479 720	FR4573 ELMA 2479 VG 85 372223950442479	FR4573	04/02/2025	2	305			10371	2216	3.72	3.38	737	5.44	47	37	1319	75	692	2450	1225	3.54			

## 2nd Lactation Cow Performance (9 Animals Ranked) (Group Rank Based on 2nd Lactation Animals)



Jumbo Status	Name Tag Number	Sire	Calving Date Dry Date	Lact	DIM Ext. Days	Prod SI (€)	Fert SI (€)	Completed Lactation / Extended Lactation										Milk Recorded Lifetime				
								Milk (Kg)	Milk (Gall)	Fat (%)	Protein (%)	F + P (Kg)	Lact Margin Per Day (€)	Avg SCC Current Lact	Avg SCC Prev. Lact	Lifetime Fat + Protein (Kg)	Avg Days Dry Per Lact	Life Total Days	Lifetime Margin (€)	Avg Margin Per Lact (€)	Life Margin Per Day (€)	
2507	FR4547 ROSE 2507 G 78 372223950472507	FR4547	18/04/2025 17/12/2025	2	243			7071	1510	3.97	3.47	526	4.22	34	36	874	122	552	1259	630	2.28	

*718*

# 3rd Lactation Cow Performance (6 Animals Ranked) (Group Rank Based on 15 3rd+ Lactation Animals)



Jumbo Status	Name Tag Number	Sire	Calving Date Dry Date	Lact	DIM Ext. Days	Prod SI (€)	Fert SI (€)	Completed Lactation / Extended Lactation										Milk Recorded Lifetime				
								Milk (Kg)	Milk (Gall)	Fat (%)	Protein (%)	F + P (Kg)	Lact Margin Per Day (€)	Avg SCC Current Lact	Avg SCC Prev. Lact	Lifetime Fat + Protein (Kg)	Avg Days Dry Per Lact	Life Total Days	Lifetime Margin (€)	Avg Margin Per Lact (€)	Life Margin Per Day (€)	
918	RATHFORT 918 372222150970918	SB2332	20/02/2025	3	288			10644	2274	3.27	3.50	721	6.20	53	58	1071	93	610	1940	647	3.18	
925	HO (94%), FR (3%) 372222150960925	SB2332	05/02/2025	3	303			10654	2318	3.63	3.30	752	5.86	73	80	1769	79	957	3388	1129	3.54	
1664	HO (69%), FR (31%) 372223344391664	FR5593	07/04/2025	3	242			8582	1833	4.37	3.59	683	7.19	95	33	1844	113	1038	3467	1156	3.34	
2324	FR2424 EVE 2324 GP 80 372223950462324	FR2424	04/02/2025	3	305			9103	1945	4.27	3.85	740	5.66	41	81	1846	82	1059	3336	1112	3.15	
216			17/12/2025		316			9279	1982	4.29	3.86	757										

# 4th Lactation Cow Performance (3 Animals Ranked) (Group Rank Based on 15 3rd+ Lactation Animals)



Jumbo Status	Name Tag Number	Sire	Calving Date Dry Date	Lact	DIM Ext. Days	Prod SI (C)	Fert SI (C)	Completed Lactation / Extended Lactation										Milk Recorded Lifetime					
								Milk (kg)	Milk (Gall)	Fat (%)	Protein (%)	F + P (kg)	Lact Margin Per Day (€)	Avg SCC Current Lact	Avg SCC Prev Lact	Lifetime Fat + Protein (kg)	Avg Days Dry Per Lact	Life Total Days	Lifetime Margin (€)	Avg Margin Per Lact (€)	Life Margin Per Day (€)		
1060 715	HO (63%), FR (34%) 372216369881060	TAC	07/02/2025	4	301			10043	2145	4.08	4.03	814	7.25	283	101	1968	110	1135	3689	922	3.25		
2240 712	FR2460 BEATRIX 2240 372223950452240	FR2460	07/02/2025	4	271			9459	2020	3.72	3.47	681	6.08	129	88	2262	109	1316	4238	1060	3.22		
14500	[REDACTED]		10/12/2025																				
14500	[REDACTED]																						

# 5th Lactation+ Cow Performance (6 Animals Ranked) (Group Rank Based on 15 3rd+ Lactation Animals)



Jumbo Status	Name Tag Number	Sire	Calving Date Dry Date	Lact	DIM Ext. Days	Prod SI (€)	Fert SI (€)	Completed Lactation / Extended Lactation										Milk Recorded Lifetime				
								Milk (Kg)	Milk (Gall)	Fat (%)	Protein (%)	F + P (Kg)	Lact Margin Per Day (€)	Avg SCC Current Lact	Avg SCC Prev Lact	Lifetime Fat + Protein (kg)	Avg Days Dry Per Lact	Life Total Days	Lifetime Margin (€)	Avg Margin Per Lact (€)	Life Margin Per Day (€)	
466	HO (75%), FR (22%) 372225318130466	GZY	25/02/2025	6	283			9978	2131	3.97	3.75	770	7.18	76	38	2955	99	1726	5523	921	3.20	
708	[REDACTED]	[REDACTED]	05/12/2025	[REDACTED]	[REDACTED]			[REDACTED]	[REDACTED]	[REDACTED]	[REDACTED]	[REDACTED]	[REDACTED]	[REDACTED]	[REDACTED]	[REDACTED]	[REDACTED]	[REDACTED]	[REDACTED]	[REDACTED]	[REDACTED]	
[REDACTED]	[REDACTED]	[REDACTED]	[REDACTED]	[REDACTED]	[REDACTED]			[REDACTED]	[REDACTED]	[REDACTED]	[REDACTED]	[REDACTED]	[REDACTED]	[REDACTED]	[REDACTED]	[REDACTED]	[REDACTED]	[REDACTED]	[REDACTED]	[REDACTED]	[REDACTED]	
1787	SEW LOUISE 1787 GP 81 372223950451787	SEW	08/02/2025	7	305			9435	2016	3.89	3.42	690	4.78	39	55	4335	75	2511	7483	1069	2.98	
724	[REDACTED]	[REDACTED]	17/12/2025	[REDACTED]	312			9546	2039	3.89	3.43	698	[REDACTED]	[REDACTED]	[REDACTED]	[REDACTED]	[REDACTED]	[REDACTED]	[REDACTED]	[REDACTED]	[REDACTED]	
1812	FR2275 ROSE 1812 VG 87 372223950451812	FR2275	29/03/2025	7	263			8471	1809	4.56	3.29	665	5.72	52	91	4520	69	2516	7875	1125	3.13	
717	[REDACTED]	[REDACTED]	17/12/2025	[REDACTED]	[REDACTED]			[REDACTED]	[REDACTED]	[REDACTED]	[REDACTED]	[REDACTED]	[REDACTED]	[REDACTED]	[REDACTED]	[REDACTED]	[REDACTED]	[REDACTED]	[REDACTED]	[REDACTED]	[REDACTED]	